

Lecture 6

Chemical Reaction Engineering (CRE) is the field that studies the rates and mechanisms of chemical reactions and the design of the reactors in which they take place.

Lecture 6 – Tuesday 1/29/2013

- Block 1: **Mole Balances**
- Block 2: **Rate Laws**
- Block 3: **Stoichiometry**
- Block 4: **Combine**

Review of Blocks 1, 2 and 3

Examples : Undergraduate Reactor Experiments

CSTR

PFR

BR

**Gas Phase Reaction with Change in
the Total Number of Moles**

Review Lecture 2

Building Block 1: Mole Balances

in terms of conversion, X

Reactor

Differential

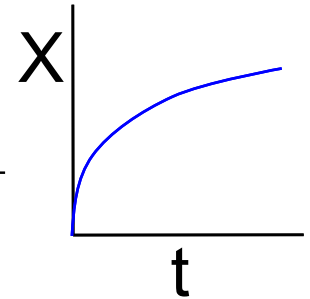
Algebraic

Integral

Batch

$$N_{A0} \frac{dX}{dt} = -r_A V$$

$$t = N_{A0} \int_0^X \frac{dX}{-r_A V}$$



CSTR

$$V = \frac{F_{A0} X}{-r_A}$$

PFR

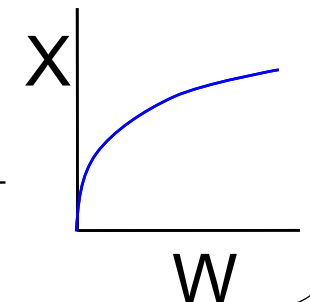
$$F_{A0} \frac{dX}{dV} = -r_A$$

$$V = F_{A0} \int_0^X \frac{dX}{-r_A}$$

PBR

$$F_{A0} \frac{dX}{dW} = -r'_A$$

$$W = F_{A0} \int_0^X \frac{dX}{-r'_A}$$



Building Block 2: Rate Laws

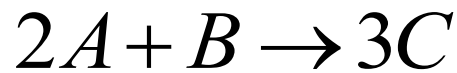


Power Law Model:

$$-r_A = k C_A^\alpha C_B^\beta$$

α order in A
 β order in B

Overall Reaction Order = $\alpha + \beta$



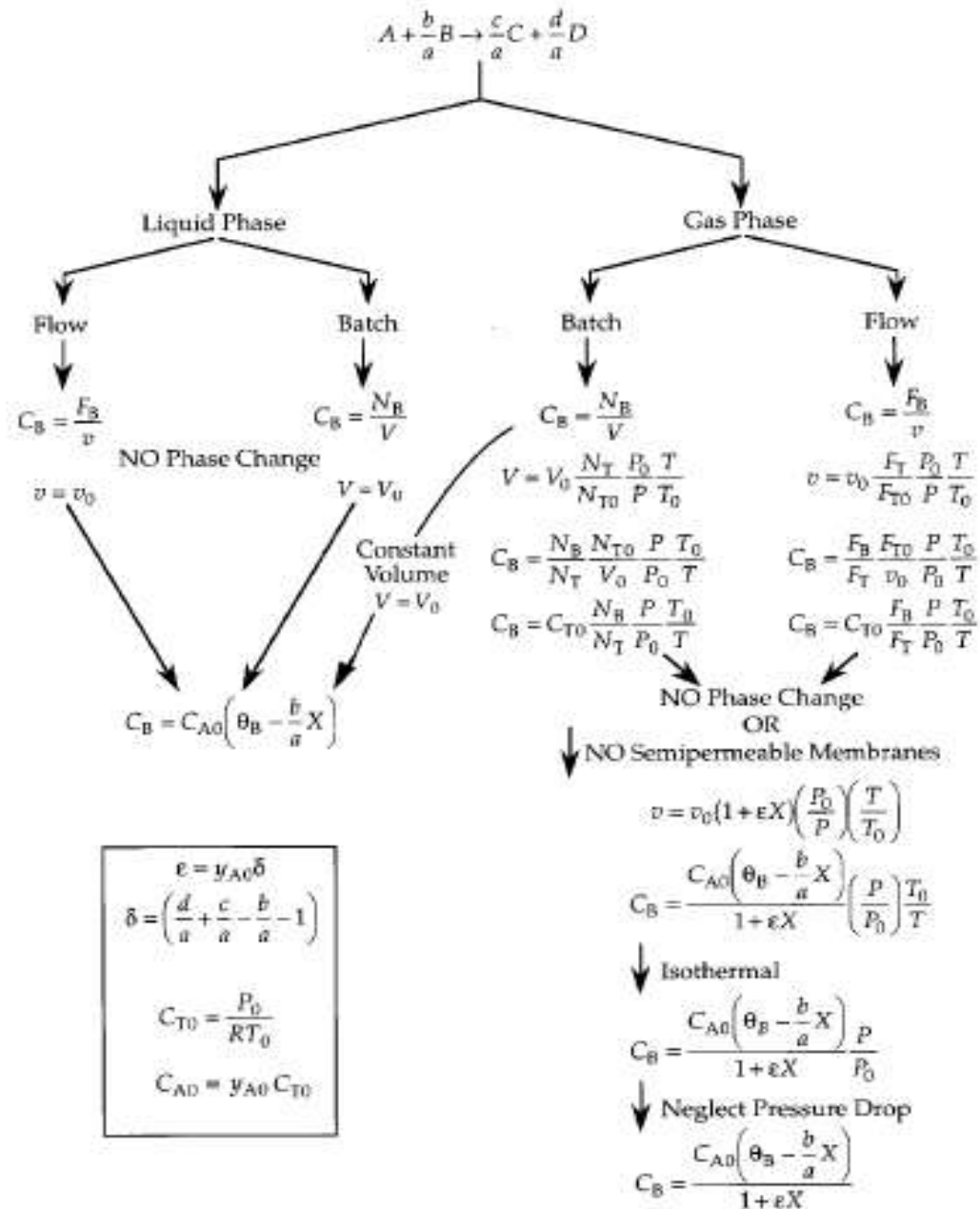
A reactor follows an elementary rate law if the reaction orders just happens to agree with the stoichiometric coefficients for the reaction as written.

e.g. If the above reaction follows an elementary rate law

$$-r_A = k_A C_A^2 C_B$$

2nd order in A, 1st order in B, overall third order

Building Block 3: Stoichiometry



Building Block 4: Combine

Le Cataliste Flambé
344 Champs Elysees

Menu à 220 FF

<p><i>Appelizer</i></p> <p>Pate de Canard (supplément 15FF) Coquilles Saint-Jacques Potage Crème de Cresson Escargots à La Bourguignonne (supplément 15FF)</p>	<p><i>Mole Balance</i></p> <p>Batch Reactor CSTR PFR/PBR Semibatch Reactor</p>
<p><i>Entrée</i></p> <p>Cassoulet Ragnons de Veau Coq au Vin Boeuf à la provençale (Tous nos plats sont garnis)</p>	<p><i>Rate Law</i></p> <p>Power Law (e.g.) 1st Order 2nd Order Non-Integer Order</p>
<p><i>Dessert</i></p> <p>Brie ou Crème Anglaise</p>	<p><i>Stoichiometry</i></p> <p>Gas or Liquid</p>
<p>1/2 bouteille de vin blanc ou vin rouge</p>	<p><i>Combine</i></p> <p>Mix together and digest with 1/2 bouteille of POLYMATH</p>

Service Compris

Review Lecture 5

Building Block 4: Combine

Choices



1. MOLE BALANCES

PFR
 $\frac{dX}{dV} = \frac{-r_A}{F_{A0}}$

CSTR
 $V = \frac{F_{A0}X}{-r_A}$

BATCH
 $\frac{dX}{dt} = \frac{-r_A V}{N_{A0}}$

2. RATE LAWS

$-r_A = kC_A$

$-r_A = \frac{kC_A}{1 + K_A C_A}$

$-r_A = k \left[C_A - \frac{C_B C_C}{K_e} \right]$

3. STOICHIOMETRY

FLOW
 $C_A = \frac{F_A}{V}$

BATCH
 $C_A = \frac{N_A}{V}$

$F_A = F_{A0}(1 - X)$

$N_A = N_{A0}(1 - X)$

LIQUID
Constant flow rate

IDEAL GAS
Variable flow rate

IDEAL GAS
Variable volume

LIQUID OR GAS
Constant volume

$v = v_0$

$v = v_0(1 + \epsilon X) \frac{P_0 T}{P T_0}$

$V = V_0(1 + \epsilon X) \frac{P_0 T}{P T_0}$

$V = V_0$

$C_A = C_{A0}(1 - X)$

$C_A = \frac{C_{A0}(1 - X) \frac{P T_0}{P_0 T}}{(1 + \epsilon X)}$

$C_A = \frac{C_{A0}(1 - X) \frac{P T_0}{P_0 T}}{(1 + \epsilon X)}$

$C_A = C_{A0}(1 - X)$

4. COMBINE (First Order Gas-Phase Reaction in a PFR)

From mole balance

From rate law

From stoichiometry

$\frac{dX}{dV} = \frac{-r_A}{F_{A0}}$

$= \frac{kC_A}{F_{A0}}$

$= \frac{k}{F_{A0}} \left(C_{A0} \frac{(1 - X) \frac{P T_0}{P_0 T}}{(1 + \epsilon X)} \right)$

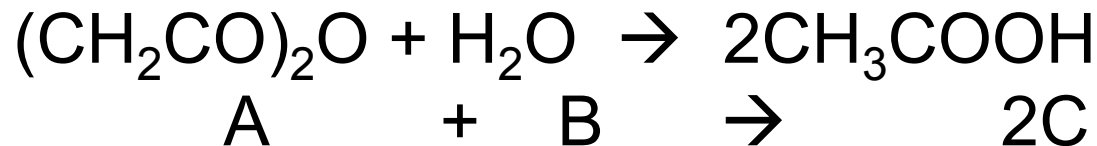
$\frac{dX}{dV} = \frac{k(1 - X)y \frac{T_0}{T}}{v_0(1 + \epsilon X)}$, where $y = \frac{P}{P_0}$ (A)

Integrating for the case of constant temperature and pressure gives

$V = \frac{v_0}{k} \left[(1 + \epsilon) \ln \left(\frac{1}{1 - X} \right) - \epsilon X \right]$ (B)

Today's lecture

- Example for **Liquid Phase** Undergraduate Laboratory Experiment



Entering

Volumetric flow rate

$$v_0 = 0.0033 \text{ dm}^3/\text{s}$$

Acetic Anhydride

$$7.8\% (1\text{M})$$

Water

$$92.2\% (51.2\text{M})$$

Elementary with k'

$$1.95 \times 10^{-4} \text{ dm}^3/(\text{mol}\cdot\text{s})$$

Case I

CSTR

$$V = 1 \text{ dm}^3$$

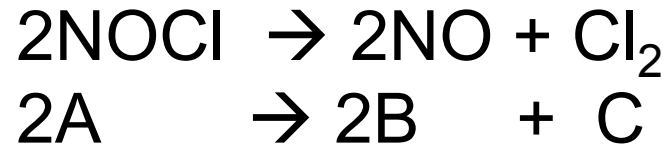
Case II

PFR

$$V = 0.311 \text{ dm}^3$$

Today's lecture

- Example for **Gas Phase** : **PFR** and **Batch** Calculation



Pure NOCl fed with $C_{\text{NOCl},0} = 0.2 \text{ mol/dm}^3$ follows an elementary rate law with $k = 0.29 \text{ dm}^3/(\text{mol}\cdot\text{s})$

Case I **PFR** with $v_0 = 10 \text{ dm}^3/\text{s}$
Find space time, τ with $X = 0.9$
Find reactor volume, V for $X = 0.9$

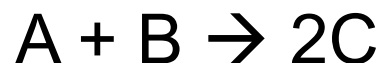
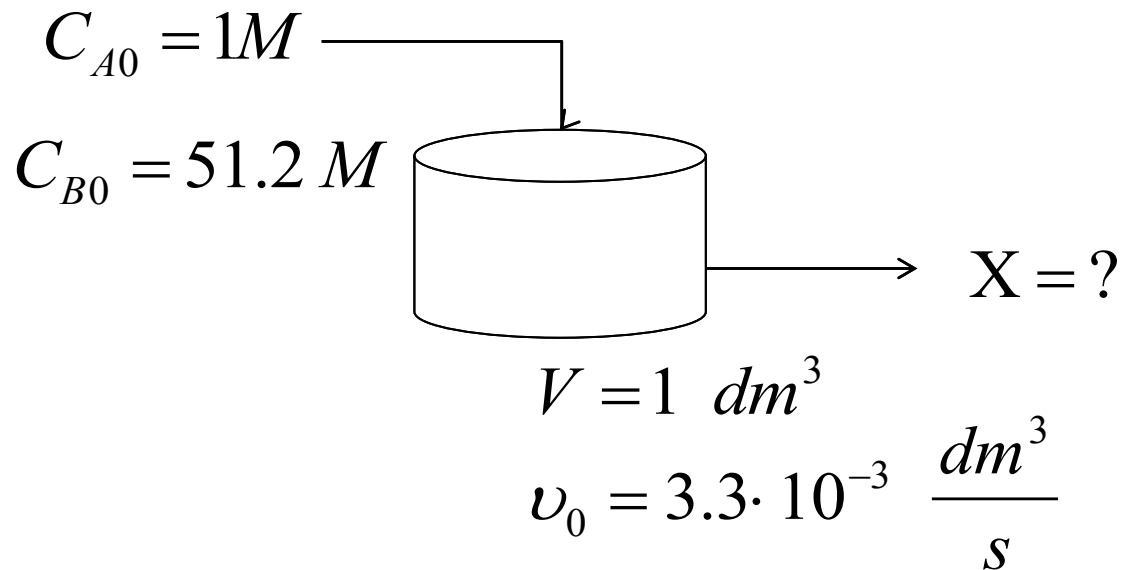
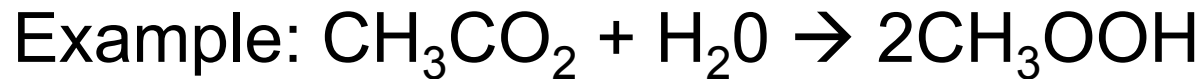
Case II **Batch** constant volume
Find the time, t , necessary to achieve 90% conversion. Compare τ and t .

Part 1: Mole Balances in terms of Conversion

Algorithm for Isothermal Reactor Design

1. Mole Balances and Design Equation
2. Rate Laws
3. Stoichiometry
4. Combine
5. Evaluate
 - A. Graphically (Chapter 2 plots)
 - B. Numerical (Quadrature Formulas Chapter 2 and appendices)
 - C. Analytical (Integral Tables in Appendix)
 - D. Software Packages (Appendix- Polymath)

CSTR Laboratory Experiment



1) Mole Balance: CSTR: $V = \frac{F_{A0} X}{-r_A}$

CSTR Laboratory Experiment

2) Rate Law:

$$-r_A = k_A C_A C_B$$

3) Stoichiometry:

A	F_{A0}	$-F_{A0}X$	$F_A = F_{A0}(1-X)$
B	$F_{A0}\Theta_B$	$-F_{A0}X$	$F_B = F_{A0}(\Theta_B - X)$
C	0	$2F_{A0}X$	$F_C = 2F_{A0}X$

CSTR Laboratory Experiment

$$C_A = \frac{F_A}{v} = \frac{F_{A0}(1-X)}{v_0} = C_{A0}(1-X)$$

$$C_B = \frac{F_{A0}(\Theta_B - X)}{v_0} = C_{A0}(\Theta_B - X)$$

$$\Theta_B = \frac{51.2}{1} = 51.2$$

$$C_B = C_{A0}(51.2 - X) \approx C_{A0}(51.2) \approx C_{B0}$$

CSTR Laboratory Experiment

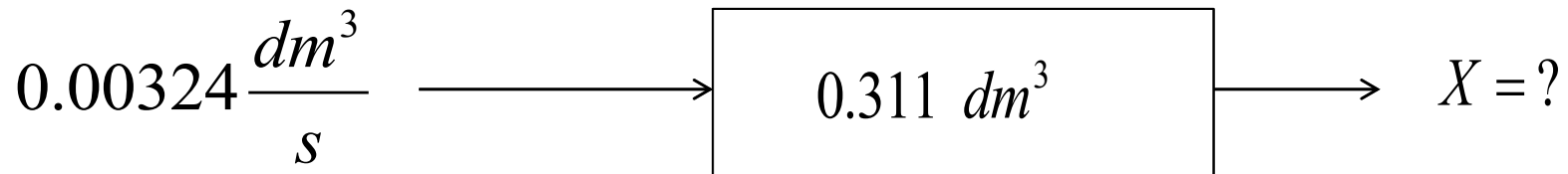
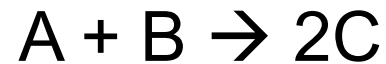
$$-r_A = \underbrace{k' C_{B0}}_k C_{A0} (1 - X) = k C_{A0} (1 - X)$$

$$V = \frac{\nu_0 k C_{A0} X}{C_{A0} (1 - X)} \Rightarrow \frac{V}{\nu_0} = \frac{kX}{(1 - X)} \Rightarrow \tau = \frac{V}{\nu_0} = \frac{kX}{(1 - X)}$$

$$X = \frac{\tau k}{1 + \tau k}$$

$$X = \frac{3.03}{4.03} = 0.75$$

PFR Laboratory Experiment



1) Mole Balance:

$$\frac{dX}{dV} = \frac{-r_A}{F_{A0}}$$

2) Rate Law:

$$-r_A = kC_A C_B$$

3) Stoichiometry:

$$C_A = C_{A0}(1 - X)$$

$$C_B \cong C_{B0}$$

PFR Laboratory Experiment

4) Combine: $-r_A = k' C_{B0} C_{A0} (1 - X) = k C_{A0} (1 - X)$

$$\frac{dX}{dV} = \frac{k C_{A0} (1 - X)}{C_{A0} v_0}$$

$$\frac{dX}{(1 - X)} = \frac{k}{v_0} dV = k d\tau$$

$$\ln \frac{1}{1 - X} = k\tau$$

$$X = 1 - e^{-k\tau}$$

$$\tau = \frac{V}{v_0} = \frac{0.311 \text{ dm}^3}{0.00324 \text{ dm}^3/\text{sec}} = 96.0 \text{ sec} \quad k = 0.01 \text{ s}^{-1}$$

$$X = 0.61$$

Gas Flow PFR Example



$$v_0 = 10 \frac{\text{dm}^3}{\text{s}} \quad k = 0.29 \frac{\text{dm}^3}{\text{mol} \cdot \text{s}} \quad C_{A0} = 0.2 \frac{\text{mol}}{\text{L}}$$

$$T = T_0 \quad P = P_0 \quad X = 0.9 \quad V = ?$$

1) Mole Balance:
$$\frac{dX}{dV} = \frac{-r_A}{F_{A0}}$$

2) Rate Law:
$$-r_A = kC_A^2$$

Gas Flow PFR Example

3) Stoichiometry:
(Gas Flow)

$$v = v_0(1 + \varepsilon X)$$
$$C_A = \frac{C_{A0}(1 - X)}{(1 + \varepsilon X)}$$



4) Combine:

$$-r_A = \frac{kC_{A0}^2(1 - X)^2}{(1 + \varepsilon X)^2}$$

$$\frac{dX}{dV} = \frac{kC_{A0}^2(1 - X)^2}{C_{A0}v_0(1 + \varepsilon X)^2}$$

$$\Rightarrow \int_0^X \frac{(1 + \varepsilon X)^2}{(1 - X)^2} dX = \int_0^V \frac{kC_{A0}}{v_0} dV = \frac{kC_{A0}V}{v_0} = \overbrace{kC_{A0}\tau}^{Da}$$

Gas Flow PFR Example

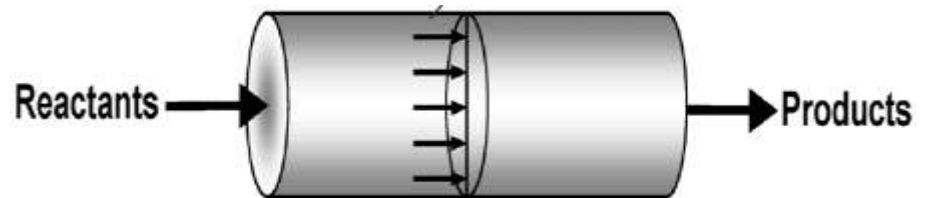
$$kC_{A0}\tau = 2\varepsilon(1 + \varepsilon)\ln(1 - X) + \varepsilon^2 X + \frac{(1 + \varepsilon)^2 X}{1 - X}$$

$$\varepsilon = y_{A0}\delta = (1)\left(\frac{1}{2}\right) = \frac{1}{2}$$

$$kC_{A0}\tau = 17.02$$

$$\tau = \frac{17.02}{kC_{A0}} = 294 \text{ sec}$$

$$V = V_0\tau = 2940 \text{ L}$$



Constant Volume **Batch** Example

Gas Phase $2A \rightarrow 2B + C$ $t=?$

1) Mole Balance:
$$\frac{dX}{dt} = \frac{-r_A V_0}{N_{A0}} = \frac{-r_A}{N_{A0}/V_0} = \frac{-r_A}{C_{A0}}$$

2) Rate Law:
$$-r_A = kC_A^2$$

3) Stoichiometry:
(Gas Flow)
$$V = V_0$$

$$C_A = \frac{N_{A0}(1-X)}{V_0} = C_{A0}(1-X)$$

$$-r_A = kC_{A0}^2(1-X)^2$$

Constant Volume **Batch** Example

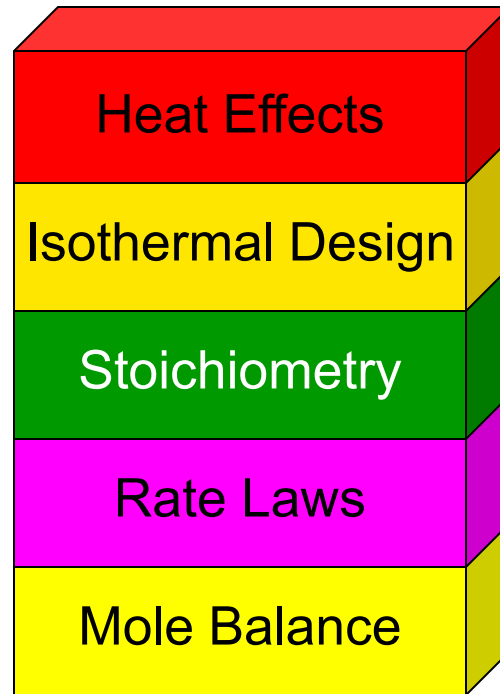
4) Combine:
$$\frac{dX}{dt} = \frac{kC_{A0}^2(1-X)^2}{C_{A0}} = kC_{A0}(1-X)^2$$

$$\frac{dX}{dt} = kC_{A0}(1-X)^2$$

$$\frac{dX}{(1-X)^2} = kC_{A0}dt$$

$$\frac{1}{1-X} = kC_{A0}t$$

$$t = 155 \text{ sec}$$



End of Lecture 6