

**University of Michigan- Committee on the Economic Status of the Faculty  
Ann Arbor Campus  
2006-07**

February 2007 Report on Instructional Faculty  
Developed for the CESF by the SACUA Office Staff

**Composition of the Faculty 2006-07**

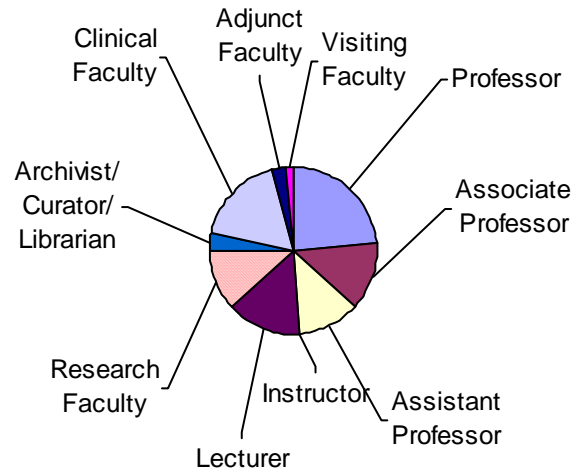
<b>Total number of faculty all ranks:</b> 5,556	<b>Male</b>	<b>Female</b>
	61%	39%

**Gender by Rank**

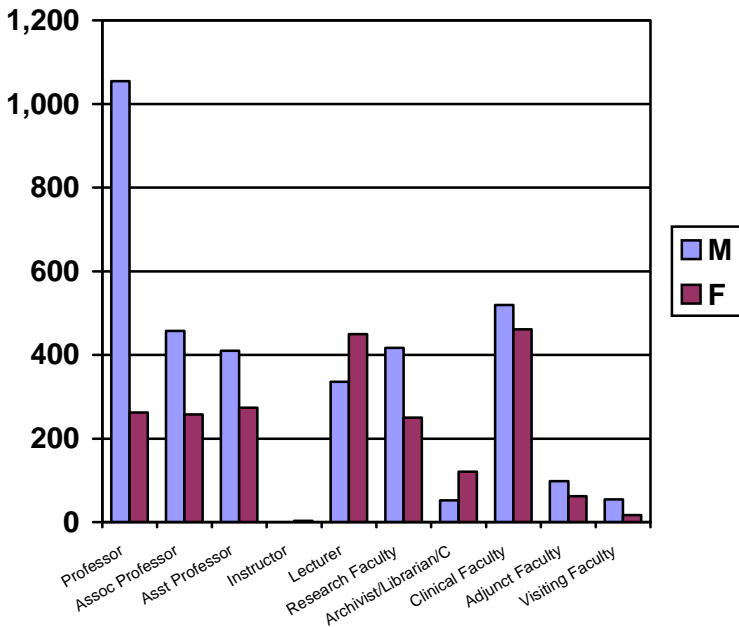
	<b>Male</b>	<b>Female</b>
Professor	80%	20%
Associate Professor	64%	36%
Assistant Professor	60%	40%
Research Faculty	63%	37%
Lecturer	43%	57%
Instructor	0%	100%
Archivist/Curator/Librarian	30%	70%
Clinical Faculty	53%	47%
Adjunct Faculty	61%	39%
Visiting Faculty	76%	24%

Please see page two for  
Published Salary Rates by Rank

**Faculty Composition**



**Ann Arbor Faculty Gender Head Count by Rank**



The charts are based on data provided by Human Resource Information Services.

The Committee on the Economic Status of the Faculty wishes to thank the central administration and the schools and colleges for their assistance in providing this information.

CESF hopes the data will be useful for the faculty and administration in each academic unit during the merit raise process.

In keeping with the guidelines established by the Provost's Faculty Compensation Guidelines Study Committee and the Deans the goal of this report is to increase the openness and transparency of the salary setting process.

**Percentage by Faculty Category**

Professor	23%	Research Faculty	12%
Associate Professor	13%	Archivist/Curator /Librarian	3%
Assistant Professor	12%	Clinical Faculty	18%
Instructor	<1	Adjunct Faculty	3%
Lecturer	14%	Visiting Faculty	1%

**Mission Statement of CESF**

The Committee on the Economic Status of the Faculty (CESF) was formed by the President in 1944 in order to report to the Board of Regents, the Senate Assembly, and the President on all matters concerning the economic status of the faculty. CESF investigates, analyzes, and monitors faculty salary, fringe benefits, extra payments and competitiveness with other universities. CESF strives to facilitate a more transparent compensation system throughout the university in order to assist in the recruitment and retention of faculty.

**University of Michigan Ann Arbor Campus  
Published Salary Rates 2006-07 by Rank**

			<b>#</b>	<b>Mean</b>	<b>Median</b>	<b>Minimum</b>	<b>Maximum</b>
Professor							
	University Yr	Male	688	\$132,187	\$125,000	\$51,200	\$292,500
	University Yr	Female	195	\$122,810	\$116,000	\$71,317	\$230,000
	<b>University Yr</b>	<b>Total</b>	<b>883</b>	<b>\$130,116</b>	<b>\$122,713</b>	<b>\$51,200</b>	<b>\$292,500</b>
	Fiscal Yr	Male	367	\$178,491	\$183,500	\$78,642	\$336,966
	Fiscal Yr	Female	67	\$167,357	\$175,700	\$109,140	\$312,966
	<b>Fiscal Yr</b>	<b>Total</b>	<b>434</b>	<b>\$176,772</b>	<b>\$183,500</b>	<b>\$78,642</b>	<b>\$336,966</b>
Associate Professor							
	University Yr	Male	278	\$89,035	\$83,000	\$44,300	\$192,000
	University Yr	Female	190	\$82,117	\$79,420	\$50,620	\$205,000
	<b>University Yr</b>	<b>Total</b>	<b>468</b>	<b>\$86,226</b>	<b>\$82,000</b>	<b>\$44,300</b>	<b>\$205,000</b>
	Fiscal Yr	Male	179	\$148,291	\$146,610	\$61,167	\$293,899
	Fiscal Yr	Female	68	\$139,734	\$138,289	\$77,315	\$220,626
	<b>Fiscal Yr</b>	<b>Total</b>	<b>247</b>	<b>\$145,936</b>	<b>\$144,260</b>	<b>\$61,167</b>	<b>\$293,899</b>
Assistant Professor							
	University Yr	Male	278	\$76,566	\$70,000	\$48,500	\$170,000
	University Yr	Female	194	\$71,210	\$65,532	\$48,500	\$170,000
	<b>University Yr</b>	<b>Total</b>	<b>472</b>	<b>\$74,365</b>	<b>\$68,000</b>	<b>\$48,500</b>	<b>\$170,000</b>
	Fiscal Yr	Male	132	\$126,110	\$123,813	\$51,213	\$222,062
	Fiscal Yr	Female	80	\$120,128	\$112,410	\$81,600	\$219,159
	<b>Fiscal Yr</b>	<b>Total</b>	<b>212</b>	<b>\$123,853</b>	<b>\$117,132</b>	<b>\$51,213</b>	<b>\$222,062</b>
Instructor							
	University Yr	Female	2	\$105,500	\$105,500	\$84,000	\$127,000
	<b>University Yr</b>	<b>Total</b>	<b>2</b>	<b>\$105,500</b>	<b>\$105,500</b>	<b>\$84,000</b>	<b>\$127,000</b>
	Fiscal Yr	Female	1	\$55,013	\$55,013	\$55,013	\$55,013
	<b>Fiscal Yr</b>	<b>Total</b>	<b>1</b>	<b>\$55,013</b>	<b>\$55,013</b>	<b>\$55,013</b>	<b>\$55,013</b>
Lecturer							
	Fiscal Yr	Female	1	\$80,080	\$80,080	\$80,080	\$80,080
	<b>Fiscal Yr</b>	<b>Total</b>	<b>1</b>	<b>\$80,080</b>	<b>\$80,080</b>	<b>\$80,080</b>	<b>\$80,080</b>
LEO Lecturer I							
	University Yr	Male	128	\$48,889	\$38,848	\$31,000	\$266,342
	University Yr	Female	158	\$41,087	\$35,947	\$31,000	\$130,560
	<b>University Yr</b>	<b>Total</b>	<b>286</b>	<b>\$44,579</b>	<b>\$36,669</b>	<b>\$31,000</b>	<b>\$266,342</b>
LEO Lecturer II							
	University Yr	Male	61	\$44,657	\$39,671	\$33,833	\$95,476
	University Yr	Female	88	\$42,432	\$41,838	\$31,212	\$76,795
	<b>University Yr</b>	<b>Total</b>	<b>149</b>	<b>\$43,343</b>	<b>\$41,430</b>	<b>\$31,212</b>	<b>\$95,476</b>
	Fiscal Yr	Male	10	\$123,639	\$133,252	\$64,100	\$203,456
	Fiscal Yr	Female	5	\$79,897	\$67,121	\$67,121	\$131,000
	<b>Fiscal Yr</b>	<b>Total</b>	<b>15</b>	<b>\$109,058</b>	<b>\$93,500</b>	<b>\$64,100</b>	<b>\$203,456</b>
LEO Lecturer III							
	University Yr	Male	15	\$55,945	\$51,360	\$34,680	\$108,000
	University Yr	Female	22	\$47,349	\$43,800	\$34,000	\$90,000
	<b>University Yr</b>	<b>Total</b>	<b>37</b>	<b>\$50,834</b>	<b>\$46,818</b>	<b>\$34,000</b>	<b>\$108,000</b>
	Fiscal Yr	Male	7	\$86,326	\$88,750	\$55,032	\$131,508
	Fiscal Yr	Female	5	\$69,584	\$73,918	\$50,000	\$90,000
	<b>Fiscal Yr</b>	<b>Total</b>	<b>12</b>	<b>\$79,350</b>	<b>\$77,959</b>	<b>\$50,000</b>	<b>\$131,508</b>

**University of Michigan Ann Arbor Campus  
Published Salary Rates 2006-07 by Rank  
(con't)**

			#	Mean	Median	Minimum	Maximum
LEO Lecturer IV							
	University Yr	Male	51	\$53,104	\$52,117	\$32,944	\$95,281
	University Yr	Female	108	\$51,165	\$47,957	\$35,842	\$97,040
	<b>University Yr</b>	<b>Total</b>	<b>159</b>	<b>\$51,787</b>	<b>\$49,117</b>	<b>\$32,944</b>	<b>\$97,040</b>
	Fiscal Yr	Male	14	\$104,921	\$99,005	\$59,979	\$189,000
	Fiscal Yr	Female	16	\$73,479	\$71,000	\$42,416	\$118,000
	<b>Fiscal Yr</b>	<b>Total</b>	<b>30</b>	<b>\$88,152</b>	<b>\$80,509</b>	<b>\$42,416</b>	<b>\$189,000</b>
LEO Intermittent Lecturer							
	University Yr	Male	30	\$79,109	\$53,137	\$17,340	\$250,334
	University Yr	Female	33	\$56,408	\$41,820	\$16,667	\$160,000
	<b>University Yr</b>	<b>Total</b>	<b>63</b>	<b>\$67,218</b>	<b>\$51,016</b>	<b>\$16,667</b>	<b>\$250,334</b>
LEO Adjunct Assoc Professor							
	University Yr	Male	3	\$78,847	\$75,509	\$64,600	\$96,431
	University Yr	Female	2	\$73,456	\$73,456	\$60,000	\$86,912
	<b>University Yr</b>	<b>Total</b>	<b>5</b>	<b>\$76,690</b>	<b>\$75,509</b>	<b>\$60,000</b>	<b>\$96,431</b>
LEO Adjunct Asst Professor							
	University Yr	Male	3	\$58,502	\$61,200	\$40,000	\$74,307
	University Yr	Female	2	\$70,176	\$70,176	\$57,120	\$83,232
	<b>University Yr</b>	<b>Total</b>	<b>5</b>	<b>\$63,172</b>	<b>\$61,200</b>	<b>\$40,000</b>	<b>\$83,232</b>
	Fiscal Yr	Male	1	\$50,000	\$50,000	\$50,000	\$50,000
	<b>Fiscal Yr</b>	<b>Total</b>	<b>1</b>	<b>\$50,000</b>	<b>\$50,000</b>	<b>\$50,000</b>	<b>\$50,000</b>
LEO Adjunct Lecturer							
	University Yr	Male	12	\$59,922	\$48,027	\$34,000	\$131,552
	University Yr	Female	9	\$48,214	\$41,995	\$24,453	\$95,640
	<b>University Yr</b>	<b>Total</b>	<b>21</b>	<b>\$54,904</b>	<b>\$45,574</b>	<b>\$24,453</b>	<b>\$131,552</b>
	Fiscal Yr	Male	1	\$58,500	\$58,500	\$58,500	\$58,500
	Fiscal Yr	Female	1	\$66,588	\$66,588	\$66,588	\$66,588
	<b>Fiscal Yr</b>	<b>Total</b>	<b>2</b>	<b>\$62,544</b>	<b>\$62,544</b>	<b>\$58,500</b>	<b>\$66,588</b>
Research Professor							
	University Yr	Male	1	\$114,020	\$114,020	\$114,020	\$114,020
	University Yr	Female	1	\$107,058	\$107,058	\$107,058	\$107,058
	<b>University Yr</b>	<b>Total</b>	<b>2</b>	<b>\$110,539</b>	<b>\$110,539</b>	<b>\$107,058</b>	<b>\$114,020</b>
	Fiscal Yr	Male	42	\$164,095	\$155,910	\$95,200	\$329,277
	Fiscal Yr	Female	15	\$146,142	\$145,021	\$91,500	\$249,310
	<b>Fiscal Yr</b>	<b>Total</b>	<b>57</b>	<b>\$159,370</b>	<b>\$154,850</b>	<b>\$91,500</b>	<b>\$329,277</b>
Research Associate Professor							
	University Yr	Female	1	\$95,234	\$95,234	\$95,234	\$95,234
	<b>University Yr</b>	<b>Total</b>	<b>1</b>	<b>\$95,234</b>	<b>\$95,234</b>	<b>\$95,234</b>	<b>\$95,234</b>
	Fiscal Yr	Male	24	\$113,866	\$111,001	\$74,916	\$166,000
	Fiscal Yr	Female	7	\$100,108	\$97,103	\$75,093	\$117,377
	<b>Fiscal Yr</b>	<b>Total</b>	<b>31</b>	<b>\$110,760</b>	<b>\$110,000</b>	<b>\$74,916</b>	<b>\$166,000</b>
Research Assistant Professor							
	Fiscal Yr	Male	70	\$78,617	\$78,645	\$48,528	\$133,900
	Fiscal Yr	Female	47	\$77,613	\$76,454	\$48,528	\$124,848
	<b>Fiscal Yr</b>	<b>Total</b>	<b>117</b>	<b>\$78,214</b>	<b>\$78,000</b>	<b>\$48,528</b>	<b>\$133,900</b>

**University of Michigan Ann Arbor Campus  
Published Salary Rates 2006-07 by Rank  
(con't)**

			<b>#</b>	<b>Mean</b>	<b>Median</b>	<b>Minimum</b>	<b>Maximum</b>
Research Scientist	University Yr	Male	1	\$66,099	\$66,099	\$66,099	\$66,099
	<b>University Yr</b>	<b>Total</b>	<b>1</b>	<b>\$66,099</b>	<b>\$66,099</b>	<b>\$66,099</b>	<b>\$66,099</b>
	Fiscal Yr	Male	25	\$112,388	\$113,295	\$57,500	\$167,297
	Fiscal Yr	Female	7	\$102,504	\$103,750	\$76,818	\$147,439
	<b>Fiscal Yr</b>	<b>Total</b>	<b>32</b>	<b>\$110,225</b>	<b>\$109,934</b>	<b>\$57,500</b>	<b>\$167,297</b>
Associate Research Scientist	Fiscal Yr	Male	41	\$87,717	\$92,240	\$41,818	\$123,600
	Fiscal Yr	Female	10	\$95,238	\$95,136	\$55,373	\$138,070
	<b>Fiscal Yr</b>	<b>Total</b>	<b>51</b>	<b>\$89,192</b>	<b>\$92,240</b>	<b>\$41,818</b>	<b>\$138,070</b>
	Fiscal Yr	Male	85	\$72,316	\$73,000	\$33,000	\$113,485
	Fiscal Yr	Female	46	\$70,944	\$68,680	\$33,619	\$135,200
	<b>Fiscal Yr</b>	<b>Total</b>	<b>131</b>	<b>\$71,834</b>	<b>\$70,720</b>	<b>\$33,000</b>	<b>\$135,200</b>
Research Investigator	Fiscal Yr	Male	128	\$59,353	\$56,314	\$34,800	\$132,050
	Fiscal Yr	Female	116	\$59,312	\$57,111	\$35,697	\$104,500
	<b>Fiscal Yr</b>	<b>Total</b>	<b>244</b>	<b>\$59,334</b>	<b>\$56,656</b>	<b>\$34,800</b>	<b>\$132,050</b>
Archivist	Fiscal Yr	Male	3	\$86,572	\$80,550	\$68,650	\$110,517
	Fiscal Yr	Female	1	\$80,610	\$80,610	\$80,610	\$80,610
	<b>Fiscal Yr</b>	<b>Total</b>	<b>4</b>	<b>\$85,082</b>	<b>\$80,580</b>	<b>\$68,650</b>	<b>\$110,517</b>
Associate Archivist	Fiscal Yr	Male	2	\$50,415	\$50,415	\$47,530	\$53,300
	Fiscal Yr	Female	3	\$53,940	\$46,940	\$45,320	\$69,560
	<b>Fiscal Yr</b>	<b>Total</b>	<b>5</b>	<b>\$52,530</b>	<b>\$47,530</b>	<b>\$45,320</b>	<b>\$69,560</b>
Assistant Archivist	Fiscal Yr	Female	3	\$39,440	\$37,000	\$35,020	\$46,300
	<b>Fiscal Yr</b>	<b>Total</b>	<b>3</b>	<b>\$39,440</b>	<b>\$37,000</b>	<b>\$35,020</b>	<b>\$46,300</b>
Curator	University Yr	Female	1	\$100,000	\$100,000	\$100,000	\$100,000
	<b>University Yr</b>	<b>Total</b>	<b>1</b>	<b>\$100,000</b>	<b>\$100,000</b>	<b>\$100,000</b>	<b>\$100,000</b>
	Fiscal Yr	Male	3	\$75,344	\$80,575	\$61,000	\$84,456
	Fiscal Yr	Female	5	\$63,634	\$66,000	\$49,294	\$78,137
	<b>Fiscal Yr</b>	<b>Total</b>	<b>8</b>	<b>\$68,025</b>	<b>\$68,369</b>	<b>\$49,294</b>	<b>\$84,456</b>
Associate Curator	Fiscal Yr	Female	2	\$49,675	\$49,675	\$44,000	\$55,350
	<b>Fiscal Yr</b>	<b>Total</b>	<b>2</b>	<b>\$49,675</b>	<b>\$49,675</b>	<b>\$44,000</b>	<b>\$55,350</b>
Associate Curator Slide/Photo	Fiscal Yr	Female	1	\$60,836	\$60,836	\$60,836	\$60,836
	<b>Fiscal Yr</b>	<b>Total</b>	<b>1</b>	<b>\$60,836</b>	<b>\$60,836</b>	<b>\$60,836</b>	<b>\$60,836</b>

**University of Michigan Ann Arbor Campus  
Published Salary Rates 2006-07 by Rank  
(con't)**

			<b>#</b>	<b>Mean</b>	<b>Median</b>	<b>Minimum</b>	<b>Maximum</b>
Assistant Curator	Fiscal Yr	Male	2	\$53,933	\$53,933	\$46,000	\$61,865
	Fiscal Yr	Female	1	\$45,000	\$45,000	\$45,000	\$45,000
	<b>Fiscal Yr</b>	<b>Total</b>	<b>3</b>	<b>\$50,955</b>	<b>\$46,000</b>	<b>\$45,000</b>	<b>\$61,865</b>
Librarian	Fiscal Yr	Male	14	\$83,564	\$72,895	\$61,124	\$142,944
	Fiscal Yr	Female	30	\$85,229	\$78,976	\$57,123	\$163,000
	<b>Fiscal Yr</b>	<b>Total</b>	<b>44</b>	<b>\$84,699</b>	<b>\$77,133</b>	<b>\$57,123</b>	<b>\$163,000</b>
Senior Associate Librarian	Fiscal Yr	Male	11	\$64,979	\$61,993	\$57,016	\$84,748
	Fiscal Yr	Female	36	\$62,362	\$61,707	\$50,166	\$84,439
	<b>Fiscal Yr</b>	<b>Total</b>	<b>47</b>	<b>\$62,975</b>	<b>\$61,950</b>	<b>\$50,166</b>	<b>\$84,748</b>
Associate Librarian	Fiscal Yr	Male	9	\$51,148	\$51,931	\$47,431	\$56,000
	Fiscal Yr	Female	26	\$53,177	\$52,621	\$47,302	\$62,129
	<b>Fiscal Yr</b>	<b>Total</b>	<b>35</b>	<b>\$52,656</b>	<b>\$52,138</b>	<b>\$47,302</b>	<b>\$62,129</b>
Assistant Librarian	Fiscal Yr	Male	8	\$44,220	\$44,140	\$41,000	\$47,486
	Fiscal Yr	Female	12	\$43,436	\$41,937	\$40,500	\$51,568
	<b>Fiscal Yr</b>	<b>Total</b>	<b>20</b>	<b>\$43,750</b>	<b>\$43,288</b>	<b>\$40,500</b>	<b>\$51,568</b>
Clinical Professor	University Yr	Male	7	\$157,562	\$166,500	\$83,600	\$187,500
	University Yr	Female	3	\$158,000	\$153,000	\$146,000	\$175,000
	<b>University Yr</b>	<b>Total</b>	<b>10</b>	<b>\$157,693</b>	<b>\$166,500</b>	<b>\$83,600</b>	<b>\$187,500</b>
	Fiscal Yr	Male	43	\$157,641	\$153,668	\$77,425	\$240,000
	Fiscal Yr	Female	12	\$151,323	\$147,619	\$121,195	\$195,000
	<b>Fiscal Yr</b>	<b>Total</b>	<b>55</b>	<b>\$156,263</b>	<b>\$150,000</b>	<b>\$77,425</b>	<b>\$240,000</b>
Clinical Associate Professor	University Yr	Male	2	\$59,619	\$59,619	\$54,862	\$64,376
	University Yr	Female	4	\$83,398	\$64,882	\$55,827	\$148,000
	<b>University Yr</b>	<b>Total</b>	<b>6</b>	<b>\$75,472</b>	<b>\$64,191</b>	<b>\$54,862</b>	<b>\$148,000</b>
	Fiscal Yr	Male	76	\$143,859	\$149,984	\$91,800	\$191,160
	Fiscal Yr	Female	50	\$137,901	\$134,963	\$85,645	\$194,208
	<b>Fiscal Yr</b>	<b>Total</b>	<b>126</b>	<b>\$141,495</b>	<b>\$142,388</b>	<b>\$85,645</b>	<b>\$194,208</b>
Clinical Assistant Professor	University Yr	Male	12	\$78,584	\$59,912	\$44,814	\$145,882
	University Yr	Female	10	\$82,161	\$65,656	\$44,210	\$137,500
	<b>University Yr</b>	<b>Total</b>	<b>22</b>	<b>\$80,210</b>	<b>\$60,961</b>	<b>\$44,210</b>	<b>\$145,882</b>
	Fiscal Yr	Male	197	\$131,207	\$130,038	\$51,500	\$300,000
	Fiscal Yr	Female	189	\$116,082	\$110,000	\$45,000	\$198,000
	<b>Fiscal Yr</b>	<b>Total</b>	<b>386</b>	<b>\$123,801</b>	<b>\$121,405</b>	<b>\$45,000</b>	<b>\$300,000</b>
Clinical Instructor	University Yr	Female	1	\$86,134	\$86,134	\$86,134	\$86,134
	<b>University Yr</b>	<b>Total</b>	<b>1</b>	<b>\$86,134</b>	<b>\$86,134</b>	<b>\$86,134</b>	<b>\$86,134</b>
	Fiscal Yr	Male	55	\$124,416	\$133,299	\$45,277	\$207,000
	Fiscal Yr	Female	81	\$113,603	\$110,250	\$70,000	\$190,500
	<b>Fiscal Yr</b>	<b>Total</b>	<b>136</b>	<b>\$117,975</b>	<b>\$116,937</b>	<b>\$45,277</b>	<b>\$207,000</b>

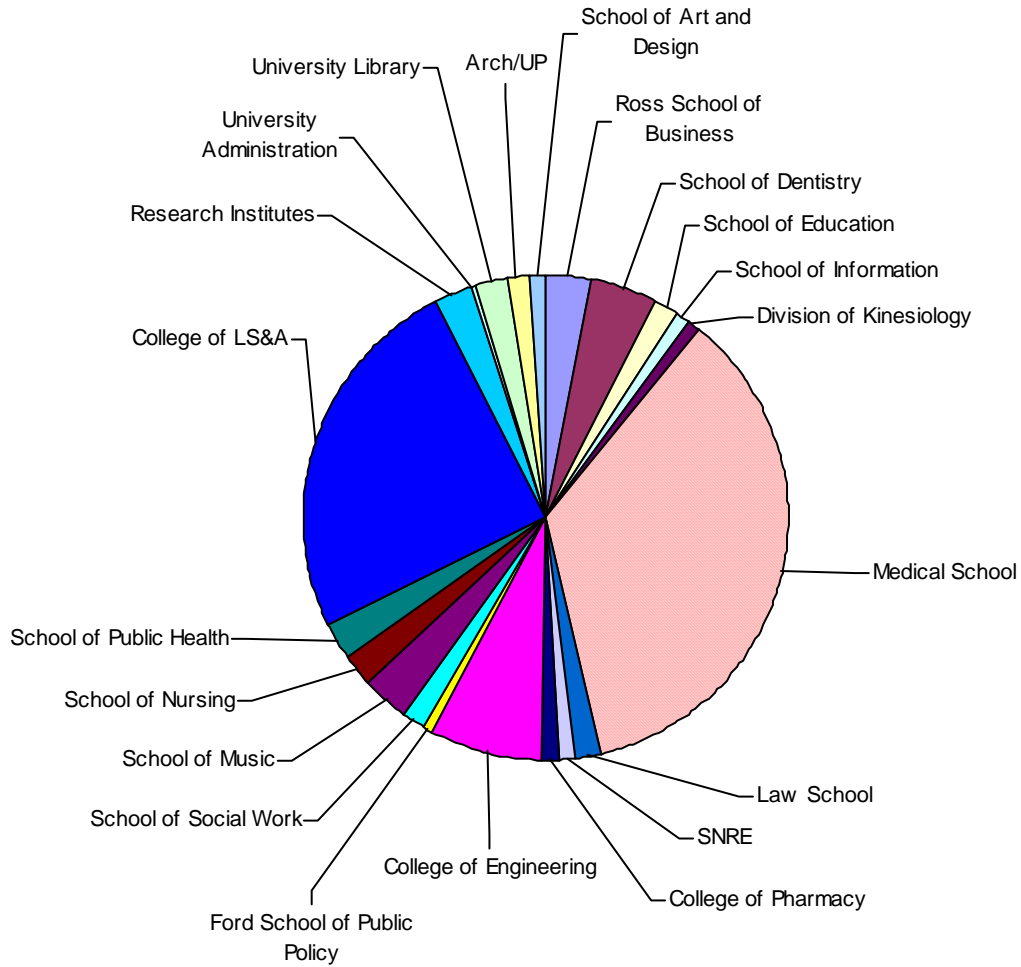
**University of Michigan Ann Arbor Campus  
Published Salary Rates 2006-07 by Rank  
(con't)**

			#	Mean	Median	Minimum	Maximum
Clinical Lecturer							
	University Yr	Male	1	\$44,210	\$44,210	\$44,210	\$44,210
	<b>University Yr</b>	<b>Total</b>	<b>1</b>	<b>\$44,210</b>	<b>\$44,210</b>	<b>\$44,210</b>	<b>\$44,210</b>
	Fiscal Yr	Male	126	\$98,823	\$87,500	\$40,000	\$185,000
	Fiscal Yr	Female	111	\$96,330	\$86,930	\$36,000	\$185,000
	<b>Fiscal Yr</b>	<b>Total</b>	<b>237</b>	<b>\$97,656</b>	<b>\$86,930</b>	<b>\$36,000</b>	<b>\$185,000</b>
Adjunct Professor							
	University Yr	Female	1	\$32,000	\$32,000	\$32,000	\$32,000
	<b>University Yr</b>	<b>Total</b>	<b>1</b>	<b>\$32,000</b>	<b>\$32,000</b>	<b>\$32,000</b>	<b>\$32,000</b>
Adjunct Associate Professor							
	University Yr	Male	1	\$64,312	\$64,312	\$64,312	\$64,312
	<b>University Yr</b>	<b>Total</b>	<b>1</b>	<b>\$64,312</b>	<b>\$64,312</b>	<b>\$64,312</b>	<b>\$64,312</b>
Adjunct Lecturer							
	University Yr	Female	3	\$46,228	\$37,376	\$36,879	\$64,428
	<b>University Yr</b>	<b>Total</b>	<b>3</b>	<b>\$46,228</b>	<b>\$37,376</b>	<b>\$36,879</b>	<b>\$64,428</b>
Adjunct Clinical Professor							
	Fiscal Yr	Male	11	\$115,692	\$100,000	\$73,000	\$216,535
	<b>Fiscal Yr</b>	<b>Total</b>	<b>11</b>	<b>\$115,692</b>	<b>\$100,000</b>	<b>\$73,000</b>	<b>\$216,535</b>
Adjunct Clinical Associate Professor							
	Fiscal Yr	Male	18	\$71,304	\$64,653	\$50,908	\$125,000
	Fiscal Yr	Female	2	\$65,133	\$65,133	\$60,230	\$70,035
	<b>Fiscal Yr</b>	<b>Total</b>	<b>20</b>	<b>\$70,686</b>	<b>\$64,653</b>	<b>\$50,908</b>	<b>\$125,000</b>
Adjunct Clinical Assistant Professor							
	University Yr	Male	1	\$64,000	\$64,000	\$64,000	\$64,000
	University Yr	Female	5	\$86,400	\$96,000	\$48,000	\$128,000
	<b>University Yr</b>	<b>Total</b>	<b>6</b>	<b>\$82,667</b>	<b>\$80,000</b>	<b>\$48,000</b>	<b>\$128,000</b>
	Fiscal Yr	Male	32	\$58,662	\$50,388	\$18,809	\$201,875
	Fiscal Yr	Female	16	\$55,387	\$53,270	\$45,000	\$70,699
	<b>Fiscal Yr</b>	<b>Total</b>	<b>48</b>	<b>\$57,570</b>	<b>\$50,414</b>	<b>\$18,809</b>	<b>\$201,875</b>
Adjunct Clinical Instructor							
	Fiscal Yr	Male	2	\$94,400	\$94,400	\$63,800	\$125,000
	Fiscal Yr	Female	1	\$55,560	\$55,560	\$55,560	\$55,560
	<b>Fiscal Yr</b>	<b>Total</b>	<b>3</b>	<b>\$81,453</b>	<b>\$63,800</b>	<b>\$55,560</b>	<b>\$125,000</b>
Adjunct Clinical Lecturer							
	Fiscal Yr	Male	33	\$42,384	\$42,636	\$26,500	\$56,000
	Fiscal Yr	Female	34	\$46,432	\$42,636	\$23,496	\$120,000
	<b>Fiscal Yr</b>	<b>Total</b>	<b>67</b>	<b>\$44,439</b>	<b>\$42,636</b>	<b>\$23,496</b>	<b>\$120,000</b>
Visiting Professor I							
	University Yr	Male	21	\$97,877	\$80,000	\$16,000	\$303,030
	University Yr	Female	1	\$80,000	\$80,000	\$80,000	\$80,000
	<b>University Yr</b>	<b>Total</b>	<b>22</b>	<b>\$97,065</b>	<b>\$80,000</b>	<b>\$16,000</b>	<b>\$303,030</b>
	Fiscal Yr	Male	2	\$83,806	\$83,806	\$42,612	\$125,000
	<b>Fiscal Yr</b>	<b>Total</b>	<b>2</b>	<b>\$83,806</b>	<b>\$83,806</b>	<b>\$42,612</b>	<b>\$125,000</b>
Visiting Associate Professor I							
	University Yr	Male	4	\$57,563	\$52,500	\$38,250	\$87,000
	University Yr	Female	2	\$45,500	\$45,500	\$31,000	\$60,000
	<b>University Yr</b>	<b>Total</b>	<b>6</b>	<b>\$53,542</b>	<b>\$52,500</b>	<b>\$31,000</b>	<b>\$87,000</b>
	Fiscal Yr	Male	2	\$97,500	\$97,500	\$35,000	\$160,000
	<b>Fiscal Yr</b>	<b>Total</b>	<b>2</b>	<b>\$97,500</b>	<b>\$97,500</b>	<b>\$35,000</b>	<b>\$160,000</b>

**University of Michigan Ann Arbor Campus  
Published Salary Rates 2006-07 by Rank  
(con't)**

			<b>#</b>	<b>Mean</b>	<b>Median</b>	<b>Minimum</b>	<b>Maximum</b>
Visiting Assistant Professor I							
	University Yr	Male	1	\$30,000	\$30,000	\$30,000	\$30,000
	<b>University Yr</b>	<b>Total</b>	<b>1</b>	<b>\$30,000</b>	<b>\$30,000</b>	<b>\$30,000</b>	<b>\$30,000</b>
Visiting Assistant Professor II							
	University Yr	Male	6	\$87,833	\$70,000	\$42,000	\$150,000
	University Yr	Female	3	\$51,333	\$50,000	\$50,000	\$54,000
	<b>University Yr</b>	<b>Total</b>	<b>9</b>	<b>\$75,667</b>	<b>\$55,000</b>	<b>\$42,000</b>	<b>\$150,000</b>
	Fiscal Yr	Male	1	\$88,311	\$88,311	\$88,311	\$88,311
	Fiscal Yr	Female	1	\$40,000	\$40,000	\$40,000	\$40,000
	<b>Fiscal Yr</b>	<b>Total</b>	<b>2</b>	<b>\$64,156</b>	<b>\$64,156</b>	<b>\$40,000</b>	<b>\$88,311</b>
Visiting Instructor I							
	University Yr	Male	1	\$31,000	\$31,000	\$31,000	\$31,000
	<b>University Yr</b>	<b>Total</b>	<b>1</b>	<b>\$31,000</b>	<b>\$31,000</b>	<b>\$31,000</b>	<b>\$31,000</b>
	Fiscal Yr	Male	12	\$123,000	\$126,000	\$90,000	\$126,000
	Fiscal Yr	Female	7	\$113,143	\$126,000	\$36,000	\$126,000
	<b>Fiscal Yr</b>	<b>Total</b>	<b>19</b>	<b>\$119,368</b>	<b>\$126,000</b>	<b>\$36,000</b>	<b>\$126,000</b>
Visiting Lecturer I							
	University Yr	Female	3	\$31,333	\$31,000	\$31,000	\$32,000
	<b>University Yr</b>	<b>Total</b>	<b>3</b>	<b>\$31,333</b>	<b>\$31,000</b>	<b>\$31,000</b>	<b>\$32,000</b>
Visiting Clinical Lecturer							
	Fiscal Yr	Male	4	\$104,876	\$96,549	\$56,406	\$170,000
	<b>Fiscal Yr</b>	<b>Total</b>	<b>4</b>	<b>\$104,876</b>	<b>\$96,549</b>	<b>\$56,406</b>	<b>\$170,000</b>
<b>TOTAL</b>			<b>5556</b>	<b>\$102,381</b>	<b>\$92,552</b>	<b>\$16,000</b>	<b>\$336,966</b>

## Faculty by Academic Unit 2006-07



Taubman College of Architecture and Urban Planning	1.4%
School of Art and Design	1.0%
Ross School of Business	3.2%
School of Dentistry	4.5%
School of Education	1.6%
College of Engineering	7.7%
School of Information	0.8%
Division of Kinesiology	0.8%
Law School	1.9%
College of Literature, Science & Arts	24.7%
Medical School	35.6%
School of Music	3.1%
School of Natural Resources and Environment	0.9%
School of Nursing	2.2%
College of Pharmacy	1.2%
School of Public Health	2.6%
Ford School of Public Policy	0.5%
School of Social Work	1.5%
Research Institutes	2.4%
University Administration	0.5%
University Library	2.3%