

University of Michigan- Committee on the Economic Status of the Faculty

Archivists, Curators, & Librarians

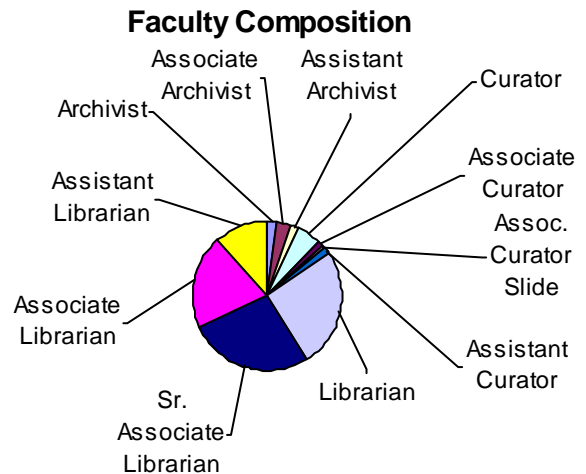
2006-07

February 2007 Report on Instructional Faculty
Developed for the CESF by the SACUA Office Staff

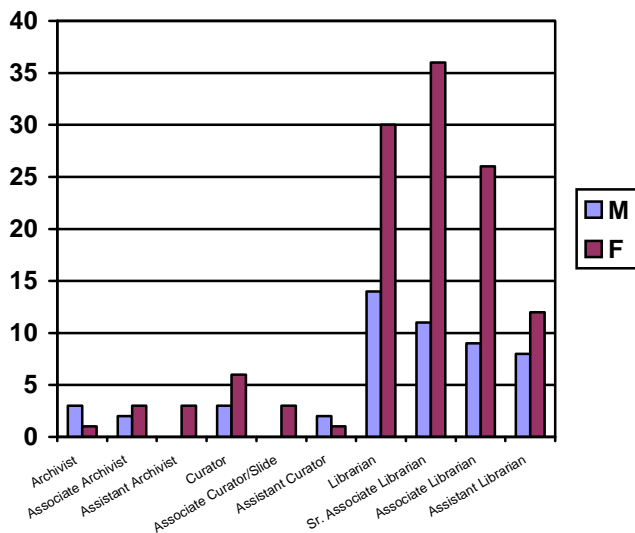
Composition of the Faculty 2006-07

Total number of faculty all ranks: 173	Male	Female
	30%	70%
Gender by Rank		
	Male	Female
Archivist	75%	25%
Associate Archivist	40%	60%
Assistant Archivist	0%	100%
Curator	33%	67%
Assistant Curator	67%	33%
Associate Curator/Slide	0%	100%
Librarian	32%	68%
Sr. Associate Librarian	23%	77%
Associate Librarian	26%	74%
Assistant Librarian	40%	60%

Please see page two for
Published Salary Rates by Rank



Faculty Gender Head Count by Rank



The charts are based on data provided by Human Resource Information Services.

The Committee on the Economic Status of the Faculty wishes to thank the central administration and the schools and colleges for their assistance in providing this information.

CESF hopes the data will be useful for the faculty and administration in each academic unit during the merit raise process.

In keeping with the guidelines established by the Provost's Faculty Compensation Guidelines Study Committee and the Deans the goal of this report is to increase the openness and transparency of the salary setting process.

Percentage by Faculty Category

Archivist	2.3%	Asst Curator	1.7%
Associate Archivist	2.9%	Librarian	25.4%
Assistant Archivist	1.7%	Sr. Assoc. Librarian	27.2%
Curator	5.2%	Associate Librarian	20.2%
Assoc. Curator/Slide	0.6%	Assistant Librarian	11.6%

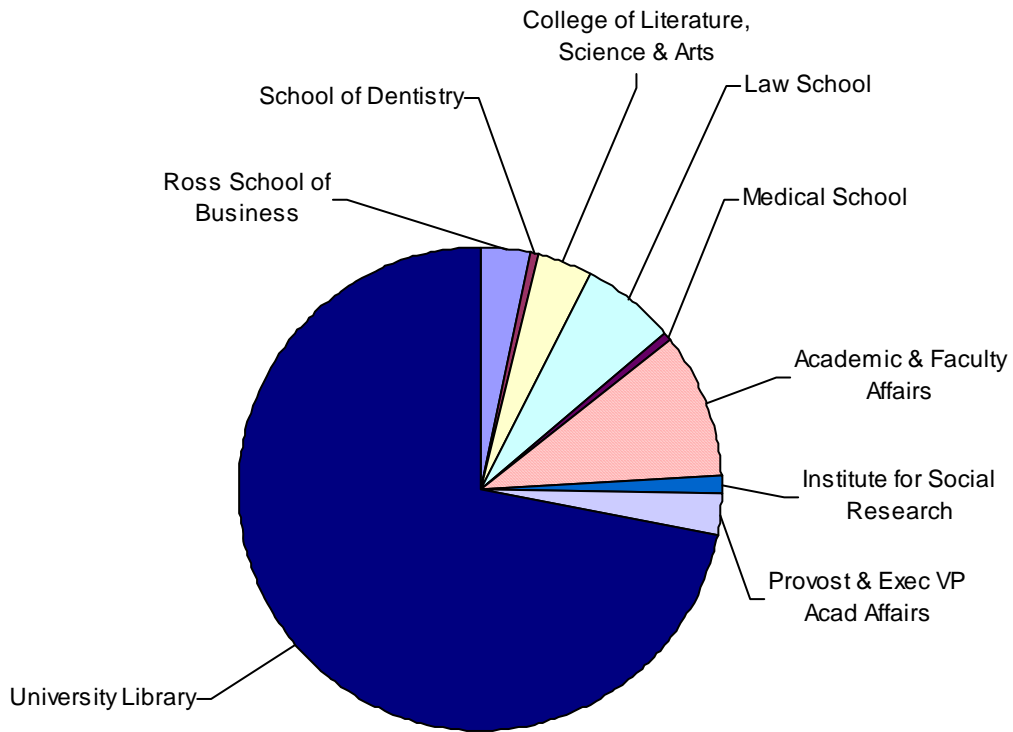
Mission Statement of CESF

The Committee on the Economic Status of the Faculty (CESF) was formed by the President in 1944 in order to report to the Board of Regents, the Senate Assembly, and the President on all matters concerning the economic status of the faculty. CESF investigates, analyzes, and monitors faculty salary, fringe benefits, extra payments and competitiveness with other universities. CESF strives to facilitate a more transparent compensation system throughout the university in order to assist in the recruitment and retention of faculty.

**University of Michigan Ann Arbor Campus
Archivists, Curators & Librarians
Published Salary Rates 2006-07 by Rank**

			#	Mean	Median	Minimum	Maximum
Archivist							
	Fiscal Yr	Male	3	\$86,572	\$80,550	\$68,650	\$110,517
	Fiscal Yr	Female	1	\$80,610	\$80,610	\$80,610	\$80,610
	Fiscal Yr	Total	4	\$85,082	\$80,580	\$68,650	\$110,517
Associate Archivist							
	Fiscal Yr	Male	2	\$50,415	\$50,415	\$47,530	\$53,300
	Fiscal Yr	Female	3	\$53,940	\$46,940	\$45,320	\$69,560
	Fiscal Yr	Total	5	\$52,530	\$47,530	\$45,320	\$69,560
Assistant Archivist							
	Fiscal Yr	Female	3	\$39,440	\$37,000	\$35,020	\$46,300
	Fiscal Yr	Total	3	\$39,440	\$37,000	\$35,020	\$46,300
Curator							
	University Yr	Female	1	\$100,000	\$100,000	\$100,000	\$100,000
	University Yr	Total	1	\$100,000	\$100,000	\$100,000	\$100,000
Curator							
	Fiscal Yr	Male	3	\$75,344	\$80,575	\$61,000	\$84,456
	Fiscal Yr	Female	5	\$63,634	\$66,000	\$49,294	\$78,137
	Fiscal Yr	Total	8	\$68,025	\$68,369	\$49,294	\$84,456
Associate Curator							
	Fiscal Yr	Female	2	\$49,675	\$49,675	\$44,000	\$55,350
	Fiscal Yr	Total	2	\$49,675	\$49,675	\$44,000	\$55,350
Associate Curator Slide/Photo							
	Fiscal Yr	Female	1	\$60,836	\$60,836	\$60,836	\$60,836
	Fiscal Yr	Total	1	\$60,836	\$60,836	\$60,836	\$60,836
Assistant Curator							
	Fiscal Yr	Male	2	\$53,933	\$53,933	\$46,000	\$61,865
	Fiscal Yr	Female	1	\$45,000	\$45,000	\$45,000	\$45,000
	Fiscal Yr	Total	3	\$50,955	\$46,000	\$45,000	\$61,865
Librarian							
	Fiscal Yr	Male	14	\$83,564	\$72,895	\$61,124	\$142,944
	Fiscal Yr	Female	30	\$85,229	\$78,976	\$57,123	\$163,000
	Fiscal Yr	Total	44	\$84,699	\$77,133	\$57,123	\$163,000
Senior Associate Librarian							
	Fiscal Yr	Male	11	\$64,979	\$61,993	\$57,016	\$84,748
	Fiscal Yr	Female	36	\$62,362	\$61,707	\$50,166	\$84,439
	Fiscal Yr	Total	47	\$62,975	\$61,950	\$50,166	\$84,748
Associate Librarian							
	Fiscal Yr	Male	9	\$51,148	\$51,931	\$47,431	\$56,000
	Fiscal Yr	Female	26	\$53,177	\$52,621	\$47,302	\$62,129
	Fiscal Yr	Total	35	\$52,656	\$52,138	\$47,302	\$62,129
Assistant Librarian							
	Fiscal Yr	Male	8	\$44,220	\$44,140	\$41,000	\$47,486
	Fiscal Yr	Female	12	\$43,436	\$41,937	\$40,500	\$51,568
	Fiscal Yr	Total	20	\$43,750	\$43,288	\$40,500	\$51,568
TOTAL			173	\$64,064	\$60,193	\$35,020	\$163,000

Archivist, Curator, and Librarian Faculty by Academic Unit 2006-07



Ross School of Business	3.5%
School of Dentistry	0.6%
Law School	6.4%
College of Literature, Science & Arts	3.5%
Medical School	0.6%
Academic & Educational Affairs	9.8%
Institute for Social Research	1.2%
Provost & Exec VP Academic Affairs	12.4%
University Library	72.25%